

MARINE DOCK FOR iPod MS-IPDOCKG2

THE MARINE DOCK FOR iPod IS COMPATIBLE WITH THE FOLLOWING 500 AND 600 SERIES, MARINE STEREO UNITS. (MS-CD500, MS-CD600, MS-AV600)

INSTALLATION GUIDELINES

BULKHEAD MOUNT

- » Open the front panel cover and feed the Marine Dock for iPod through the front cover, as shown in fig 1. Use the included gasket if needed, to ensure the front panel is fitted tightly to the dock.
- » Attach the Dock to the bulkhead using the screws provided.

MOUNTING DIMENSIONS: 126mm x 40mm

MOUNTING SCREW HOLES: 136mm x 48mm \varnothing

WALL MOUNT

Attach the dock to a wall or shelf as illustrated in fig 2, using the two screws provided. This mounting option is suitable for interior installation where the dock is not exposed to the marine elements. The dock connects directly to the Marine Stereo, via the white iPod connector.

MOUNTING DIMENSIONS: 145mm x 121mm x 34mm

MOUNTING SCREW HOLES: 90mm \varnothing

fig 1

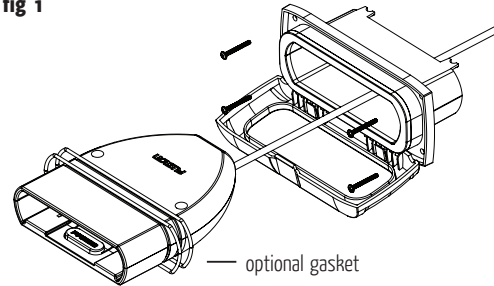
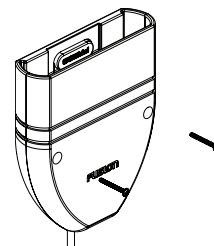
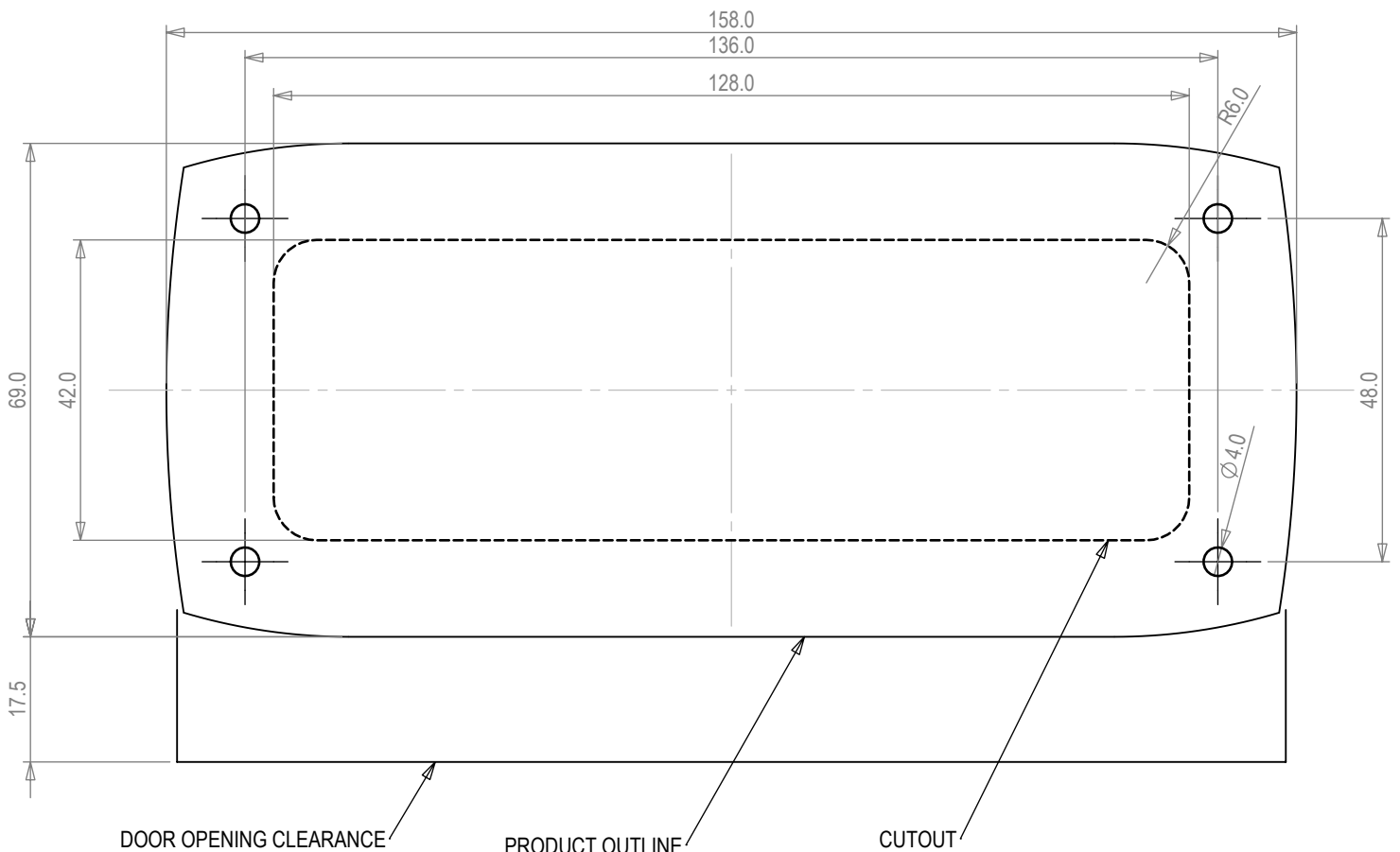


fig 2



SEE REVERSE FOR DOCK SLEEVE GUIDE

MOUNTING TEMPLATE CUT OUT





www.fusionelectronics.com

DOCK SLEEVES

A different set of dock sleeves are used for each iPod model. The different dock sleeve combinations are outlined in the chart below:

iPod	Top Sleeve	Bottom Sleeve
iPod with video, 30GB	A	A
iPod with video, 60GB 80GB	A	B
iPod classic, 80GB	B	A
iPod classic, 160GB (2007)	B	B
iPod classic, 120GB	B	A
iPod classic, 160GB (2009)	B	A
iPod touch,	D	D
iPod touch, 2nd gen	D	D
iPod touch, 2nd gen (2009)	D	A
nano, 3rd Gen	A	A + adapter
nano, 4th Gen	E	E
nano, 5th Gen	G	G
Other	F	F

RECORD YOUR PURCHASE DETAILS HERE:

MODEL NUMBER

DATE OF PURCHASE

AFFIX RECEIPT HERE

Please note: For the iPod nano (Gen 3), the iPod must be placed inside the adapter sleeve, and then placed inside Dock sleeve combination A.

Please note: Place the sleeves inside the dock before inserting your iPod.



PUBLISHED BY FUSION ELECTRONICS LIMITED: © Copyright 2009 by FUSION Electronics Limited. All rights reserved. Specifications and design are subject to change without notice. Apple, the Apple logo, iPod and iTunes are Trademarks of Apple Computer, Inc., registered in the U.S. and other countries. YOU CAN HELP PROTECT THE ENVIRONMENT! Please remember to respect the local regulations: Hand in the non-working electrical equipment to an appropriate waste disposal center.